

WORK

EXPERIENCE

**of work  
experience  
week in  
derby  
museums**

## A memorable work experience...

*Overall, the whole experience was truly great - better than we could've imagined! It's honestly hard to believe it was first time the team put together something like this structure. From start to finish, it ran smoothly and felt incredibly well thought out, and it showed in every part of the day. It's rarely to find a first-time set up elsewhere that runs that well.*

*What made the whole experience even more enjoyable was getting the behind the scenes look at how different departments within the museums operate. I was lucky enough to explore the departments of Curating and Marketing. It opens up eyes to just how much work and cooperation goes into running a museum. It was fascinating to see different roles in each department play together.*

### DAY 1

*Day 1 was all about introductions - getting to know the team, the space, and what we'll be doing over the next few days here.*

*We began with a warm welcome from the staff, who introduced us to the museum. One of the highlights of the day was meeting the marketing team. They gave us our first task: helping with social media content! It was exciting to be trusted with something so public-facing and creative right from the start.*

*Later on, we moved to a workshop room where we made our own name badges. It might seem like a small activity, but it was actually one of the most fun and personal parts of the day. We got to decorate our badges however we liked, making each one unique. It felt like a creative way to express ourselves - and these badges are something we can be able to look back on in the future as a reminder of this experience.*

## DAY 2

*Day 2 of my work experience was mainly about exploring ! We went on a one day tour across three different Derby Museums sites: Pickford's House, Derby Museum and Art Gallery, and the Museum of Making.*

*Although the weather wasn't on our side, it was still a really enjoyable and eye-opening day. Each site has its own unique focus and environment, which made the tour more interesting.*

*Pickford's House is beautifully preserved, each one telling its own story of how people lived during that time. One*

*unexpected part of the day was having a cameraman with us, filming parts of our experience. It definitely made me feel a bit nervous at first, knowing the camera was there.*

*The Art Gallery featured some amazing pieces, and it was inspiring to see local creativity in display.*

*Finally, at the Museum of Making, we also took part in a creative activity: making our own handmade Japanese style booklets. It was a relaxing, hands on experience. It was something new and I will definitely remember it!*

## DAY 3

*Day 3 of my work experience was all about going behind the scenes - We were split into different groups, and I was placed with the CURATOR TEAM.*

*Working with the curators gave me a whole new perspective on how museums operate. We got hands on with 3D scanning, learning how to digitally capture real life objects. We also used software to edit and explore the scanned objects. It was fascinating to see how technology is being used.*

*What stood out most was getting to see the work that behind the scenes, so much going on to prepare exhibitions, protect collections. It made me realise how much teamwork and creativity is involved in curating.*

*Overall, today was a fun and eye-opening experience that showed me a completely different side of museum life - one I hadn't thought much about before.*


## DAY 4

*Day 4 is DEFINITELY MY FAVOURITE DAY OF THE WEEK! Once again, we were split into different groups - and this time, I joined the Marketing Team at Derby Museum.*

*It was a brilliant experience seeing how marketing plays such an important role in how the museum operates. From planning content to engage with the public.*

*We got to learn how to edit and create social media posts, and even had the chance to see how a 10k followers instagram account operates. We had the chance to see how content is scheduled and shared. We also got a behind the scenes look at what a typical day looks like for a marketing team member- there's a lot more to it than just posting on instagram and Facebook!*











An aerial photograph of Derby, UK, showing the Derby Cathedral and surrounding historic buildings. The cathedral's tall, ornate spire is the central focus, rising above a dense cluster of red-brick houses and trees. In the foreground, a large, multi-story red-brick building with many windows is visible, partially obscured by green foliage. The sky is filled with soft, grey clouds. The text "THANK YOU" is overlaid in large, white, sans-serif capital letters across the upper half of the image.

# THANK YOU



@derbymuseums



## My Week at Derby Museums – A Journey of Learning, Creativity, and Teamwork

With just seven days to go, excitement and curiosity filled the air. I was about to begin a unique one-week work experience at three of Derby's most iconic cultural sites: the Museum of Making, the Museum and Art Gallery, and Pickford's House. Looking back now, the week was more than just an insight into museum life - it was a journey that sharpened my professional skills and helped me grow personally.

We began each day at 9:30 a.m., meeting our coordinator, Kathryn Levy, who would guide us through the experience. On Monday, Thursday, and Friday, we were based at the Museum of Making. On Tuesday and Wednesday, we explored the Museum and Art Gallery, with the chance to visit Pickford's House at certain points. At both locations, we were welcomed into a private space where we received thorough briefings about health and safety, fire procedures, and the expected code of conduct - important reminders of how vital responsibility and awareness are in a professional environment.

Our first day set the tone for the week. We were introduced to the marketing team, who gave us an exciting task: to capture engaging content throughout our time at the museums. This content would help promote the museums' work and be used as an ongoing project. This activity developed my communication and creative thinking skills, as I had to consider how to present information visually and verbally in a way that would appeal to the public. In the afternoon, we joined a workshop that introduced us to hands-on museum work, where we began a creative making activity. This practical session encouraged problem-solving and attention to detail, key skills that I know are useful in any future role.

Tuesday was a day of exploration. We toured all three sites, learning about the interactive features designed for families and how the museums engage different audiences. This helped us start brainstorming ideas for our own content and showed us how important audience awareness and adaptability are in the cultural and educational sector. It also gave me a fresh perspective on teamwork and how different departments must collaborate for events and exhibitions to run smoothly.

On Wednesday and Thursday, we were placed into teams of our choice, based on interests ranging from Curators, Fundraising, Venue Hire and Retail, to Learning and Volunteering. Working with different teams gave us an amazing opportunity to dive deeper into the roles behind the scenes. My time with the Learning and Volunteering team was especially eye-opening. I helped plan learning activities and saw firsthand how these events are tailored to different groups, which strengthened my organisational and planning skills.



Finally, Friday was all about bringing everything together. We collated the marketing content and written materials we had created during the week. It was exciting to know that our work could potentially feature on the museums' website. We also worked on producing learning resources, applying everything we'd picked up across the week. To finish off, we

had the privilege of hearing from the director, Tony Butler. His inspiring talk reminded me of the value of passion, persistence, and vision in building a meaningful career.

Throughout the week, I developed so many transferable skills - from teamwork, time management, and communication, to creativity, professionalism, and initiative. More than that, I gained a deep appreciation for how museums operate and how much dedication goes into creating engaging and educational experiences for the public.

This placement didn't just help me understand the museum world - it gave me skills and confidence that I'll carry into any future role. Whether I pursue a career in the arts, marketing, education, or beyond, I now know the power of collaboration and the importance of being curious and open to learning.

## **My Week at Derby Museums:**

Spending a week at derby museums was a unique and inspiring experience that gave me a taste of working in the museum sector while learning practical skills that I can take with me into the world of work. Here's a breakdown of what I did each day and how it's helped me grow both personally and professionally.

### **Monday**

The week started off with an introduction day, where I was introduced to the staff and the different departments at the museum. It was great to get a feel for how everything operates behind the scenes from exhibitions to visitor experience. We also made name badges, which gave us a creative start to the week and we also was taught how the forge works. This hands-on experience immediately got me engaged and set the tone for what was to come.

### **Tuesday:**

Tuesday was all about getting used to the museums. We went on a full tour of all three sites:

- **The Museum of Making**
- **The Museum and Art Gallery**
- **Pickford's House**

Each location had something different to offer. The Museum of Making was especially interesting it focuses on innovation, creativity, and Derby's industrial past. The Art Gallery gave me insight into visual storytelling, while Pickford's House gave a glimpse into life in Georgian times. Seeing how these different museums serve the community helped me understand the different roles of the museums.

### **Wednesday:**

This was one of my favourite days. We met Beesweetoccasions, a local business, and had a photo shoot with the venue higher team. This gave me insight into the professional presentation side of working in a creative industry. Later, I had a talk about starting a new business , which was incredibly helpful. It gave me a clearer idea of what it takes to become an entrepreneur, from branding to planning to understanding your audience. This 10-15min conversation gave me a big insight into how I could one day turn a passion into a career.

### **Thursday:**

On Thursday, we focused on marketing how to promote events, exhibitions, and experiences to different audiences. I learned how important communication and creativity

are in getting the word out and encouraging community involvement. As well as this we also made posts that are going to be posted on the derby museums instagram account

### **Friday: Reflection and Admin**

Our final day was more relaxed, but still productive. It was all about admin work writing up everything we'd done, reflecting on what we learned, and organising our thoughts. It was also a good reminder that behind every exciting experience is a lot of planning and thought going into what we have done

### **Final Thoughts: Skills for the Future**

This week gave me more than just knowledge about museums nit gave me real-world skills that I can apply to any career:

- **Communication:** Whether talking to staff or working in a team, I improved my ability to express myself clearly.



- **Creativity:** From making badges to brainstorming marketing ideas, I tapped into my creative thinking.



- **Professionalism:** Working in a real environment helped me understand the importance of time management and presentation.
- **Business Awareness:** Learning how to start and market a business gave me a new perspective on future possibilities.

# MY WORK EXPERIENCE WEEK

ON THE FIRST DAY WE GOT INTRODUCED TO KATHRYN , JOHN AND THE REST OF THE TEAM AND BRIEFED ON EVERYTHING WED DO DURING THE WEEK .WWE WERE THEN INTRODUCED TO ON THE MARKETING TEAM AND GIVEN THE TASK OF CREATING A SHORT SOCIAL MEDIA POST ON A OBJECT WE LIKED IN THE MUSEUM TO TRY AND GET PEOPLE TO COME SEE IT .FOR MINE I CHOSE A OLD ORIGINAL OF TOMB RAIDER BECAUSE I PLAY THE TOMB RAIDER GAMES .WE ALSO LEARNT ABOUT THE USE OF ALTERNATIVE TEXT WHICH I NEVER KNEW ABOUT BEFORE STARTING WORK EXPERIENCE .AFTER THIS WE WENT DOWN TO THE MUSEUMS WORKSHOP AND MET GILLIAN AND LEARNT ABOUT HOW THE WORKSHOP IS IMPORTANT TO THE MUSEUM AND HOW THEY CONTRIBUTE .WITH THE WORKSHOP TEAM WE MADE OUR OWN NAME LABELS ,EVEN THOUGH I SPELT MY OWN NAME WRONG AND THEN BROKE IT I STILL HAD FUN MAKING .WE WAS ALSO INTRODUCED INTO WOOD CUTTING BY. WHICH SEEMED SCARY BUT WAS ACTUALLY SO RELAXING ,WE THEN SWITCHED TO DOING FORGING AND MAKING OUR OWN DECORATED POLES .OVERALL I LEARNT ABOUT A NEW ASPECT OF A MUSEUM I NEVER KNEW EXISTED AND FOUND OUT I DO LIKE THE CREATIVE SIDE WHICH BEFOREHAND I THOUGHT I DIDN'T

## TUESDAY:

THE NEXT DAY WE GOT TO LOOK AROUND THE DIFFERENT MUSEUMS AND HOW THEY ALL OFFER DIFFERENT THINGS .WE STARTED OFF AT THE MUSEUM AND ART GALLERY WHERE WE WAS TASKED WITH CREATING A TRIAL FOR A AGE GROUP AND TOPIC IN WHICH MINE WAS THE YEAR OF JOSEPH WRIGHT AND FOR ADULTS .I GOT TO RESEARCH INTO JOSEPH WRIGHT AND USE DIFFERENT ASPECTS OF HIM TO CREATE A TRAIL FOR A AGE GROUP I HAD NO IDEA ABOUT INITIALLY .AFTER THE MUSEUM AND ART GALLERY WE HEADED OVER TO PICKFORD HOUSE AND LEARNT ABOUT THE HISTORY OF PICKFORD HOUSE AND HOW IT OFFERS DEEPER INSIGHT INTO HISTORY .FINALLY WE ENDED THE DAY AT THE MUSEUM OF MAKING LOOKING AT THE WAY THIS MUSEUM IS DIFFERENT THAN OTHERS .I FOUND THE MUSEUM OF MAKING MOST INTERESTING AS IT HAS A ROOM BASED AROUND PEOPLE INTERACTING WITH THE PIECES INSTEAD OF BEING TOLD WHAT IT IS .THIS DAY TAUGHT ME ABOUT HOW MANY DIFFERENT IDEAS COME ALL TOGETHER AND HOW THE MUSEUM ISN'T JUST STRICTLY A DISPLAY OF FACTS BUT IS USED AS A WAY OF GETTING PEOPLE TO BE MORE INTERACTIVE

## FRIDAY:

FRIDAY WAS MY FINAL DAY AND ON THIS DAY WE FINISHED UP ALL OUR TASKS THAT WE STARTED THIS WEEK .I COMPLETED ALL MY TASKS ,I LIKED DOING THIS BECAUSE IT GAVE ME A CLEAR DEADLINE AND ALLOWED ME TO COMPLETE EVERYTHING .IT ALSO INTRODUCED ME TO THE IDEA OF ALWAYS HAVING DAYS AT WORK TO JUST FINISH EVERYTHING AND GET EVERYTHING DONE THAT WE WORKED ON .THIS IS SOMETHING ID LIKE TO HAVE IN A WORKPLACE IN THE FUTURE



## THURSDAY :

ON THIS DAY WE SET OFF INTO SEPARATE GROUPS BASED OFF WHAT WE PREVIOUSLY CHOSE TO DO EARLIER IN THE WEEK .I WAS PLACED IN LEARNING WITH JOHN AND LEARNING ABOUT HOW THE MUSEUM WORKS CLOSELY WITH SCHOOLS AND OFFERS SESSIONS TO YOUNG CHILDREN AND HOW THEY PLAN AND SET IT UP .WE WENT OVER TO THE MUSEUM AND ART GALLERY AND HELPED SET UP FOR SIXTH FORMERS VISITING THE NEXT DAY .WE THEN WENT UPSTAIRS AND HELPED SET UP FOSSILS FOR A GROUP OF PRIMARY SCHOOL KIDS DOING SESSIONS .WE THEN CAME BACK TO THE MUSEUM OF MAKING AND SET UP PULLS FOR CHILDREN TO COME AND TRY AND THEN WROTE RISK ASSESSMENTS FOR POSSIBLE RISKS WITH THAT ACTIVITY .THIS WAS MY FAVOURITE DAY BECAUSE IT HELPED ME GET CLARITY THAT I DID WANT TO WORK WITH CHILDREN AND THAT THERE WERE WAYS I COULD DO THAT WITHOUT BEING A TEACHER IN A SCHOOL .THIS IMPRESSED ME BECAUSE I DIDN'T KNOW ROLES LIKE THIS EXISTED AND THIS HELPED ME NAVIGATE WHERE I COULD POSSIBLY GO CAREER WISE IN THE FUTURE .

OVERALLMY WORK EXPERIENCE HAS TAUGHT ME THAT THEIR AE MANY DIFFERENT CAREERS WITHIN A MUSEUM WHICH I DID NOT BEFORE AND HAVE ALTERED THE WAY I NOW THINK ABOUT MY FUTURE



## Work Experience Blog Post !

I decided to spend my week of work experience with Derby Museums since, when the chance first came up, I hadn't actually begun to look anywhere else for a job just yet! And since the people around me seemed to be getting into similar areas: like medicine in pharmacies and childcare with their past primary schools, I thought such an opportunity seemed more unique than the rest - different and more creative as well - which caught my attention since it's something that aligns quite closely with my passion.

### Monday 14th - Introduction.

When we first arrived, the first thing we did was go through the certain rules and behavioural expectations we were expected to follow. We were introduced to the members of staff that would accompany us throughout the week, where we met some of the loveliest and most helpful people that would support us in further tasks and activities.

Afterwards, we moved onto a brief tour - simply the Gallery floor, where we were given the chance to observe some of the artefacts displayed there and then pick our favourite one and take a photograph of it in order to use for our next activity: A mock social media post. This consisted of writing up an instagram and Facebook post promoting the artefact of our choice, which was (surprisingly enough) quite daunting to do! The wording had to maintaining the same tone that the Museum's account itself had, which I found difficult to implement into my own writing...



Once we had come back from lunch, we moved down to the workshop, where we were taught how to make name badges with the use of Jesmonite components (and colours! Which, as you can see, I chose pink). Despite the stress of thinking the mixture was going to harden before I poured it into the mould, this was actually my favourite activity of the day. Once prepared, the name cards had to be left aside to set for a little while, but this gave us time to move onto the next room, where we were shown the basics of Wood Turning and Forging, which I found quite

scary to do at first.

This day as a whole was a great introduction into the beginning of the work experience week and made me more enthusiastic for the days ahead!



(This is how my name card turned out by the way!)

#### Tuesday 15th - *Touring The Museums.*

Most of the day consisted in familiarising ourselves with the three different sites of each museum, starting off at the Museum and Art Gallery, then moving onto Pickford's House, and finally ending up at the Museum of Making (lots of walking, I know), where we had spent our first day in. During these tours, we were set the task to create a trail for families and visitors to partake in when exploring the Museums - which would be covered throughout the whole of the week. My group's target audience was given the age range of five-to-eight year olds, but also include their parents as the aim was to encourage family discussions, and so me and my partner set off to find whatever we could include into our little project within the Museum and Art Gallery + Pickford's House.

It was quite the long day filled with lots of talking and explaining, but it was interesting to get to know the Museums better.

#### Wednesday 16th - *Venue Hire.*

Our main task for the day was to help set up a fake wedding photoshoot to advertise the availability of the venue to be hired for such a purpose.

Before anything else, we were sat down and given a brief introduction into the venue hire team - into advertising and promoting - basically how the team would set up events and what they had to keep in mind whilst doing so as to ensure efficiency and profit from each.

After that, we went on a short trip to the wedding dress shop, where we collected what the model would be wearing for the shoot and returned to the venue shortly after, where we began to set up and decorate tables and the setting overall whilst other members began getting ready for the photographing. It was really satisfying to see everything come together eventually, as it ended up looking beautiful.

After the main photographs were taken, they actually gave us the opportunity to pick out our own locations that we believed would look good for the advertising, which was quite fun to do. Once the models left, we had to take everything down - which was quite shocking to see everything be emptied after looking so pretty!

Despite all the walking and constant wander up and down the many flights of stairs, it was actually quite a fun day, and I loved working with the staff as they were all really welcoming and helpful.

Suppliers involved in the day:

- Photography -> Matt Field Photography.
- Stylist -> Bee Sweet Occasions.
- Make Up -> Life of a Beauty Girl.
- Flowers -> Something New Floral.
- Dress -> Tiffany Jordan Bridal.
- Linen -> Luxury Linen.

Thursday 17th - Learning.

I actually arrived at the wrong location on this day... (It's okay, I made it back on time, but it served as a reminder that timetables are there for a reason!!!)

The day started off at the Museum of Making, where we were given some context as to what we'd be doing for the day before walking over to the Museum and Art Gallery in order to help out setting up a couple of rooms for upcoming events and meetings. It mostly consisted of moving some chairs and tables and getting certain artefacts into place for a showcase, which was interesting to see how events for different audiences were set up differently.

We returned to the Museum of Making once again after lunch, where we began to set up an activity in the Gallery, meant to allow visitors to interact with pulleys and sand bags to experiment how arranging them differently may make the sandbag easier or harder to lift with a rope. Once everything was well prepared, we allowed people to begin joining into the activity, chipping in every now and then if they needed any help or explanation as to how it worked. The activity was ongoing for up to 45 minutes, until we had to take it all apart and set up the previous station yet again.

We finished off the day with a small session/activity in which we learnt how to consider risks in the workplace and fill out a Risk Assessment Sheet, where you keep track of anything that may suppose a danger during a certain activity within the Museums. This really allowed us to find out just how much members like Former Learning Programmers and Program Coordinators have to keep in mind in terms of possible dangers throughout an event.

Friday 18th - Admin.

The day began with a direct talk from Tony Butler, the CEO of Derby Museums, who explained part of his role and the experiences that led him into working with the Museums, as well as answered questions on the topic of business and hiring. It was a good opportunity to learn more about how the business works and the tasks someone in his place has to do.

## Day 1

On day 1, I spent the day doing a marketing activity that entailed me taking pictures of different pieces at the Museum of Making and writing up about them. This made me understand the importance of marketing for a company as it will help the company grow and attract more people to them.



In addition to day 1, I was in the workshop where I made some name badges, did some wood carving and forgery.

To make my name badges, I used Jesmonite. This was very fun experience because it allowed me to showcase creative side and allowed me to go out of my comfort zone. I was able to gain some skills such as attention to detail because when the Jesmonite reacts together, it quickly hardens and it needed to be poured into the mould as quickly as possible.

During forgery, I used a hammer to flatten the end of a metal rod. I learnt about safety and different techniques used to check whether or not a metal is hot by hovering over the metal and touching it lightly to know if the metal is hot or not.

This was a very important session for me because it helped me understand the importance of safety in



on the wood.

every working environment. During wood carving, I really enjoyed the session because Gillian explained and demoed what we were meant to do really well and this helped me to be able to effectively carve a design on some



## Day 2

On day 2, I was at the Museum and Art Gallery. I was shown around the museum and told that some of the pieces present were either on loan, bought, given or stolen.



I learnt about the story of Joseph Wright's and how his father saw that he was very good at art. At the age of 17 Wright moved to London to study under Thomas Hudson.

I also saw other paintings Wright did of different people because people were now interested in portraits of themselves. This allowed Wright to start making money from drawing pictures of people and I learn't all this from the learning department of the museum and it made me realise that if you want



to do something you should go for it even if you don't feel confident enough to do it. In addition, we were given an activity to work in pairs to make a trail. In my pair we were told to make trail on "The Year of Wright"



Later during the day I given a tour of Pickford's House. I was told that many people lived in that house from Pickford and his family to





doctors. This meant that patients would come to Pickford's house to see the doctor as I saw a doctor's bag in the study. In addition, at Pickford's house, there is a showcase called "Dracula returns to Derby". It showcases all the costumes and props used in the play that happened in Derby.

## Day 3

I spent the day with the curators learning about archaeology and learnt how to use a 3D scanner and how to edit.



In addition, I improved my research skills as I was told to research some facts about the beehive quern. This led me to finding out a quern was used to grind down grains into flour during the Roman era.

I was also able to improve my computer skills as I inputted different data into an excel spreadsheet to make it easier for records of certain artefacts to be found easily when they need to be accessed.

## Day 5

On day 5, we all got a talk from the executive Tony Butler and he told us what it is like working in a museum as he started working in a museum by volunteering there first, then working in different museums helped him gain experience. He also explained that it is good to show your inner creative side and just because someone does STEM subjects it doesn't make them smarter than people who are good at humanities subjects, English or very creative people.

Overall, I have learned some good transferable skills such as time management because we were told to get back to the site at certain times and I was able to accomplish them. I was able to improve my communication skills because I worked with different departments in the museum like the learning department, the curator department, the marketing department and the volunteering department. I was also able to improve my team working skills as I was working in teams in every session.

# The BEST work experience

## Derby Museum





# Day-1

## *Introduction and workshop*

The first impression of the Derby Museum is amazing for me, purely because the outside view of the **Museum of Making** is great. After a brief introduction and a tour, we started our first project, the design a poster of an object for social media. The amount of resources like iPad and MacBook in the museum of making impressed me, the working place is clear and quiet, and I appreciate the helpfulness and kindness from the staff. Clearly remember on first day, I was very thirsty and asked one of the team member of the learning team - John, immediately went to grab two water ... and lots of cups by himself, it's something very little and detail that warm my heart and impressed me.

Then we went to the workshop, which I would say this is the **funnest** part, there is 3 workshop; making name badge, woodturning and lithe. I really enjoy all 3 of the workshop. Apart from I broke my name badge the first time I doing it, my name from NATHAN to ATHAN.... Lucky Gillian saved my day by making a new name badge for me, and I think the new one look much better so I really like it. In in workshop I learnt a lot, not only how to do the wood/metal work, also the fact that I realised I really enjoy the process of learning new skill and I think I learn it pretty quick, so the workshop helped me to know more about myself and my talent.



# Day-2

## *Tour with walking in rain*

The second day is my first time visiting the Derby Museum & Art Gallery. We started with a new project about the trail, then we had a tour in that museum, with John and Rachael, it was really nice I had a nice talk with John. Then we moved to Pickford House and it starts to rain..., raining isn't my favourite but lucky it was warm and comfortable inside the Pickford house. Mel brought us a wonderful tour and the existence of the camera make the whole tour funnier and less boring.

I really like about how Pickford House keeps the stuff that belong to this house nicely, with a interesting Dracula theme and also small little things like the drawing corner and the hanging bat, those allow interaction and added other element to Pickford house. Then we have to walk in rain going back to the Museum of Making, I really respect the fact that Kathryn is walking with us in rain, with the same tiredness and have to plan all the thing.

At the end of the day I bought some postcard from Pickford House, I think they are pretty and the price is very lovely . We also made a Japanese booklet. The



idea of we can learn and make stuff ourselves is definitely my favourite thought

our the whole work

experience, I really wish there



is more activity like this.




## Day-3

### *Special working experiences - Curating*

Day-3 is a special work experience we were at the Museum Art & Gallery for the whole day, everyone was separated to different group doing different topics. I was doing curating. The role of curator is very complex and unexpected, we learned what's the process of collecting data and what important in this process, Spencer did a very clear instruction on the database. Then we move on to the 3D scanner with Cameron, this is a very cool experience and I love it, we basically learned how to use the 3D scanner then learn how to edit it like cut off the unwanted part and aline the 3D images to produce a 3D modal. This is quite a special

experience that I never tired before, I truly enjoy this day and it really extend my understanding about the job in the museum.





## Day-4

### *Special working experiences - Retail*

Day-4 is another special work experience, the topic is retail and we start with doing a project to design a product to different age group and why, then we have to present it to the staff. The project went well surprisingly, the staff are so supportive when we doing the presentation. Lauren did most of the talking bit and gave a really clear instruction and would answer the question we throw to her, Nicola gave profession advice about retail and her experiences. I learnt a lot of thing about retail, for example how to calculate the selling price and the profit, and a lot of thing need to be consider when using new products.

Then we moved to recording the quantity of the product, this part is more like we actual working, and I am really tired after this.

Near the end of the day, we went to the top floor of the Museum of Making, where there is a maker shop, we met some volunteer (VA) - Becky and Anne , they shared their experience, I really respect them, they are very hard-working and friendly to everyone, they also talked about how some customer isn't quite friendly but they still use a positive mindset to see it, sometimes they have to do a lot of thing for the museum like clearing and tidying everything up, they did a lot of the society and always hard-working, they are the unnamed hero for the



museum.







work experience

## Overall

This is a really valuable experience and I truly enjoy it, from the workshop, the learning bit to the tour to the actual doing stuff bit, I enjoy them all.

Really grateful about this work experience and all the kind people I met, definitely something I could put on my CV and be proud I learned a lot of stuff here.

Thanks for all the stuff especial Kathryn, from planning the whole 5 days to helping and encourage us. Its been a really amazing week

## My Work Experience at the Museum of Making, Pickford's House, and the Museum and Art Gallery

This week, I had the chance to take part in an amazing work experience across three special places in Derby the Museum of Making, Pickford's House, and the Museum and Art Gallery. It was a week full of learning, creativity, and discovery. I got to do so many different activities and gained new skills that will help me in the future.

On Monday, we had a full tour of the Museum of Making. I was amazed by how much history and hard work had gone into everything inside. One of the highlights was visiting The Forge, where I saw real metal being shaped using heat and tools. It was fascinating to watch how skilled the blacksmiths were, and I learned a lot about how important craft and precision are in this kind of work. We also looked at different areas of the museum that showed the work of engineers, designers, and makers from the past and present. I really liked how the museum celebrates craftsmanship and people who create things with their hands.

During the week, we also spent time at Pickford's House, a historic home full of old furniture and decorations. It showed me what life was like in the past, and how different rooms had different purposes. It was really interesting to see how homes have changed over the years.

One part of the experience that stood out for me was visiting the Museum and Art Gallery, especially when I saw the work of Joseph Wright. I had never heard of him before, but now I can say I really admire his art. His paintings showed so much detail and emotion, and I was amazed by how he used light and shadows. I spent a long time looking at his work and trying to understand the stories behind each painting.

On Wednesday, I took part in a fundraising event. It was a new experience for me. We worked together to support the museum, and I learned that even small events can help a lot. I got to speak to visitors and explain why the museum is important. This helped me build confidence when talking to people I didn't know.

Thursday was a big learning day. We focused on employability skills, and I helped out at a venue by talking to elderly people and serving them food. I really enjoyed this part. The older visitors had so many stories to tell, and they were happy to have someone to chat with. It helped me become better at listening and being polite and caring. I felt proud that I could make someone's day a bit brighter.

On Friday, I worked in the retail section, which was probably the part I didn't enjoy as much. It involved handling money, using maths to count change, and working at the gift shop. It was useful to learn, but I found it a little stressful, especially because I'm not that confident with numbers. Still, I'm glad I tried it because it helped me understand what working in a shop is like.

Overall, my work experience was a journey of learning, meeting new people, and exploring beautiful places full of history and art. I'm especially thankful for seeing the art of Joseph Wright and learning about traditional craftsmanship. Even the parts I didn't enjoy helped me grow. I'm proud of everything I did this week and feel more confident about the future.



# WORK EXPERIENCE

## Day one:

For my first day at derby museum for work experience, we where located in the museum of making, were we met Kathryn Levy and participated in a marketing activity in the AM we took photos of items in the exibitions that we found intresting and created a social media post for those photo. In the PM we went down to the workshop and made our own name tags out of jesmonite, along with trying out wood working and forging, which all of use had never tried so it was a nice experience.

## Day two:

We started the morning in the museum and art gallery and were taken around the site, where we were then given the task to (in pairs) create a trail for a chosen demographic, me and my partener were given the task of a textiles trail for 5 to 8 year olds. Later on in the morning we went to Pickfords house and looked around their Dracular exibition. After lunch we walked to the museum of making where we were given another ttour and made our own note books to use for the remainder of our time.



## Day four:

My day was spent with the marketing team where, we finished my marketing project from day one (in the first hour) and prepared it to be posted when needed. My group was then given a brief of a post that was needed for Derby museums saturday art club - we had to design a post that informed viewers of the old makers graduation and told them when the new spots would open. We were taught how to use things such as: Canva, hootsweet and spreadsheet, as we had to analyse their social media statistics and activity.

## Day five:

Our last day was very relaxed, we were back at the museum of makin and were given a talk by Tony Butler (the director) - and spent the remainder of the day rounding up any unfinsihed work we had, E.G. our blogs, marketing work or poster designs



@Derbymuseum

## Day three:

At the end of day one we were allowed to chose what teams we would work with on Wednesday and Thursday. So for day three i chose fundrasing, which ment i spent the AM located at Pickfords house and the pm at the Museum and art gallery. During the AM we were preparing for our 'friends' coffie morning with Helena and the Dracular talk by Dan Webber. After lunch we had to help Erin with designing new donation posters

# WHY WAS THIS WAS USEFUL ?

This experience was very useful for me as we were given access to a wide range of profetions within the museum and were not treated like children or strangers, we were treated like fellow employees or trainees. Personally I would say that I gained a lot of useful skills from this and would 100% recomend, esspecially if you are really unsure of what you want to persue in the future as with the different teams within the museum you are bound to find something that you enjoy.



## Why did I pick Derby Museum?

I came to Derby Museum for work experience because I've always known that I want a career in History but I didn't know what that would actually look like. I needed to do work experience for my school anyway, so when the opportunity came up, I took it. I didn't know what to expect when I applied, but now that the week is over, I have genuinely loved every minute.



### Day 1:

We spent the morning working with the marketing team and were given the task of designing a social media post (which I was terrible at) centred around one of the objects in the Museum of Making. It helped me to understand how to communicate professionally and also how varied the jobs at the museum are.



see

In the afternoon, we were in the workshop to create name badges, try woodturning and forging with Gillian, Arthur and Tayler. I really enjoyed the opportunity to be creative and try new things.

### Day 2:



We spent Tuesday morning with the learning team, and were given the task of designing a trail for children aged 5-8 in Pickford House and the Museum and Art Gallery. This was really fun to do, and it made me have to think about how to make the trail both fun and educational. I was working in a group, so it helped me to develop my teamwork skills and communication. The staff we were working with (John and Rachael) were lovely and very helpful.

We also had tours of all three sites this day, and I had the opportunity to be interviewed.

### Day 3:

We were given the opportunity to pick different teams to work with on Wednesday and Thursday. On Wednesday, I was with the curator team, and got the opportunity to use 3D scanners and see the day to day lives of curators. This was a fun day, and it helped me to develop my problem solving and critical thinking while using the technology. It also helped me to realise what I actually want in a job, as I preferred working with people and doing educational work rather than working with artefacts.





#### **Day 4:**

I chose to work with the learning team again today, and got to experience what their day-to-day was like. We got to experience what a meeting looks like, helped them to set up activities for school children, and was on gallery helping to trial a new activity for families to do during the holiday. I got to work in a team, interact with visitors and develop my interpersonal skills.

#### **Day 5:**

For the last day, we spent it finishing all of our ongoing tasks (creating our trails, social media posts and writing this blog). It was a more relaxed day, and it let us practise our writing skills and we could work on time management and organisation. We also had a talk with Tony Butler the CEO of Derby Museums, which was very insightful and helpful.



#### **What I have taken away:**



This work experience has helped me to work out what I want to do in the future through giving me insight into different careers. It has also helped me by helping me to develop my professional skills. This has been very useful for me, and I would absolutely recommend it to anyone, including if people have no interest in history, as it was so varied looking into business and media among others. Thank you Derby Museum, and especially Kathryn

for being so wonderful and giving me this opportunity.



## Work Experience at DERBY Museum

---

### Overview:

I have spent a week at all 3 sites of Derby Museum with Kathryn and I have enjoyed my time here. I have gained a lot of valuable skills that I will need in the future and I have also gained some useful knowledge. I met some lovely people who I worked with throughout the whole week. I spent a day with the fundraising team: Helena and Erin. I also spent one of my days with the learning team: John and Rachael.

### Day 1:

On my first day, Kathryn gave us a talk about the expectations of the museum, however she did not treat us like children. We were given the responsibility to sign in and out whenever we first arrived and left for lunch which helped me gain time management skills as we needed to be back preferably 10 minutes before the end of lunch. Our first session was with Sophie where she introduced us to marketing. This was where we learnt how she attracts members of the public to come and enjoy the museum. We were taken around the Museum of Making and I had to take at least 3 photos of anything I found interesting to use for my social media post. I then read the information about that object or had I to research about them to deepen my understanding and knowledge behind that object. I found it interesting how those pieces represented information from the past and I needed to use that information to target younger people into visiting the museum. In the afternoon, we went into the workshop where we met the team. They demonstrated how to make name badges out of Jesmonite which we then had a go at ourselves. We then did wood carving (Lithe) which was a fun experience. We also did metal forging which was really interesting to experience as I learnt about the conditions they have to work in and it was really hot.



Day 2: Gillian demonstrated how to use Jesmonite to make name badges and where to go when we worked with dust. I then made my own name badge. The next day we spent the day touring Museum of Making, the Museum and Art Gallery and Pickford's House. At the museum of Making, we were with John and Rachel and I had to work with a partner to produce a textile trails for 5-8 yr olds that will be attending with their families or school. I had to visit all 3 sites to look for any displays related to textiles and also think about what will make children interested. I then came up with activities that might make children interested whilst they also learn

Gillian  
then



ely and  
lowly.



### Day 3:

On this day, I worked with the fundraising team at the Pickford's House, where Helena spoke to us about her job and how the museum receives funding. I helped set up for the 'friends' event. This event was for the people who support the museum by donating money. I met new people and developed my communication skills by starting conversations and learning why they are supporting the museum and why they are interested. Dan then came to give a talk about the Dracula exhibition that was taking place in the Pickford's house and how Dracula was first played in Derby. I found that interesting as I learnt a lot of new information from his talk.

We then went over to Museum Arts and Gallery where we met Erin. She then also spoke to us about her role where she manages donations for the museum and we were given the task to make a poster to help increase more donations for the museum and think about who to target as our audience.



I helped set up this table for the friends meeting and made it look really presentable for them to enjoy.



### Day 4:

### Day 5:

My day was spent with the Learning team with Rachael and John. We spent the first session discussing how they use excel spreadsheets and what they are in charge of. We then went down to the workshop where John showed us how to use Illustrator for resources they needed to make for an event they are hosting for school children. We then went over to Museum and Art Gallery where we helped put out chairs and set up for another event for the next day. We helped give ideas on the layout to make sure everyone's seat was perfect and developed more skills that I definitely will use in the future. Kathryn was a amazing person to work with and helped provide the opportunity for me to work here for my afternoon we took part in volunteering public to use. This was a struggle as we had to work out how to put them together and see how they worked best. We managed to communicate together and using everyone's ideas on how to set them up and I strongly recommend students to do their work experience over to gain useful skills and knowledge.